





















Curvas de cargas - Load diagrams - Lastkurven - Courbes de charges - Curve di carico - График грузоподъёмности











**75 m**

SL	15	20	25	28,4	30	35	40	45	50	55	60	65	70	75	m	
	7000	7000	7000	7000	6582	5499	4692	4068	3571	3165	2828	2544	2300	2090	Kg	
	15	20	25	26,6	30	35	40	45	50	55	60	65	70	75	m	
	7000	7000	7000	7000	6099	5087	4333	3749	3284	2905	2590	2324	2096	1900	Kg	
	15	20	25	26,3	30	35	40	45	50	55	60	65	70	75	m	
	7000	7000	7000	7000	5976	4945	4177	3583	3110	2723	2403	2132	1900	1700	Kg	
	15,4	15	20	25	30	35	40	45	50	55	60	65	70	75	m	
	14000	13425	9649	7433	5857	4945	4177	3583	3110	2723	2403	2132	1900	1700	Kg	
SL	15	15,3	20	25	30	35	40	45	50	55	60	65	70	75	m	
	14000	14000	10306	7954	6408	5314	4499	3868	3366	2956	2616	2328	2082	1870	Kg	











**70 m**

SL	15	20	25	29,5	30	35	40	45	50	55	60	65	70	m	
	7000	7000	7000	7000	6865	5741	4903	4255	3739	3318	2968	2645	2420	Kg	
	15	20	25	27,5	30	35	40	45	50	55	60	65	70	m	
	7000	7000	7000	7000	6343	5295	4515	3910	3429	3037	2710	2435	2200	Kg	
	15	20	25	27,1	30	35	40	45	50	55	60	65	70	m	
	7000	7000	7000	7000	6212	5147	4350	3740	3250	2850	2520	2240	2000	Kg	
	14,9	15	20	25	30	35	40	45	50	55	60	65	70	m	
	14000	13910	10007	7718	6212	5147	4350	3740	3250	2850	2520	2240	2000	Kg	
SL	15	15,8	20	25	30	35	40	45	50	55	60	65	70	m	
	14000	14000	10728	8289	6686	5551	4706	4052	3571	3106	2753	2455	2200	Kg	











**65 m**

SL	15	20	25	30	32,8	35	40	45	50	55	60	65	m	
	7000	7000	7000	7000	7000	6505	5570	4847	4270	3800	3409	3080	Kg	
	15	20	25	30	30,5	35	40	45	50	55	60	65	m	
	7000	7000	7000	7000	7000	5979	5111	4440	3905	3468	3106	2800	Kg	
	15	20	25	30	30	35	40	45	50	55	60	65	m	
	7000	7000	7000	7000	7000	5823	4940	4260	3720	3280	2910	2600	Kg	
	15	16,5	20	25	30	35	40	45	50	55	60	65	m	
	14000	14000	11213	8670	7000	5820	4940	4260	3720	3280	2910	2600	Kg	
SL	15	17,5	20	25	30	35	40	45	50	55	60	65	m	
	14000	14000	12082	9364	7576	6311	5369	4640	4059	3586	3192	2860	Kg	












**60 m**

SL	15	20	25	30	35	37	40	45	50	55	60	m	
	7000	7000	7000	7000	7000	7000	6401	5583	4932	4401	3960	Kg	
	15	20	25	30	34,2	35	40	45	50	55	60	m	
	7000	7000	7000	7000	7000	6834	5857	5101	4499	4008	3600	Kg	
	15	20	25	30	33,6	35	40	45	50	55	60	m	
	7000	7000	7000	7000	7000	6671	5683	4920	4310	3810	3400	Kg	
	15	18,3	20	25	30	35	40	45	50	55	60	m	
	14000	14000	12723	9872	8000	6670	5683	4920	4310	3810	3400	Kg	
SL	15	19,7	20	25	30	35	40	45	50	55	60	m	
	14000	14000	13771	10703	8686	7259	6196	5374	4718	4184	3740	Kg	












**55 m**

SL	15	20	25	30	35	38,5	40	45	50	55	m	
	7000	7000	7000	7000	7000	7000	6703	5851	5113	4620	Kg	
	15	20	25	30	35	35,6	40	45	50	55	m	
	7000	7000	7000	7000	7000	7000	6122	5336	4710	4200	Kg	
	15	20	25	30	34,8	35	40	45	50	55	m	
	7000	7000	7000	7000	7000	6967	5942	5150	4520	4000	Kg	
	15	19	20	25	30	35	40	45	50	55	m	
	14000	14000	13251	10290	8350	6970	5942	5150	4520	4000	Kg	
SL	15	20	20,4	25	30	35	40	45	50	55	m	
	14000	14000	14000	11187	9087	7601	6495	5638	4956	4400	Kg	












50 m

SL	15	20	25	30	35	39,8	40	45	50	m	
	7000	7000	7000	7000	7000	7000	6877	6093	5390	Kg	
	15	20	25	30	35	36,8	40	45	50	m	
	7000	7000	7000	7000	7000	7000	6360	5547	4900	Kg	
	15	20	25	30	35	36	40	45	50	m	
	7000	7000	7000	7000	7000	7000	6173	5353	4700	Kg	 / 
	15	19,6	20	25	30	35	40	45	50	m	
	14000	14000	13723	10666	8660	7230	6170	5353	4700	Kg	
SL	15	20	21,1	25	30	35	40	45	50	m	
	14000	14000	14000	11621	9447	7909	6763	5876	5170	Kg	












45 m

SL	15	20	25	30	35	40	41,1	45	m	
	7000	7000	7000	7000	7000	7000	7000	6380	Kg	
	15	20	25	30	35	38,2	40	45	m	
	7000	7000	7000	7000	7000	7000	6645	5800	Kg	
	15	20	25	30	35	36,8	41,8	45	m	
	7000	7000	7000	7000	7000	7000	6338	5500	Kg	 / 
	15	20	20,1	25	30	35	40	45	m	
	14000	14000	14000	10933	8880	7420	6340	5500	Kg	
SL	15	20	21,7	25	30	35	40	45	m	
	14000	14000	14000	11938	9710	8133	6958	6050	Kg	

40 m



SL	10	15	20	25	30	35	40	m	
	7000	7000	7000	7000	7000	7000	7000	Kg	
	10	15	20	25	30	35	40	m	
	7000	7000	7000	7000	7000	7000	7000	Kg	
	15	20	25	30	35	38	40	m	
	7000	7000	7000	7000	7000	7000	6600	Kg	 / 
	15	20	20,7	25	30	35	40	m	
	14000	14000	14000	11357	9230	7720	6600	Kg	
SL	15	20	22,4	25	30	35	40	m	
	14000	14000	14000	12426	10114	8478	7260	Kg	



35 m

SL	10	15	20	25	30	35	m	
	7000	7000	7000	7000	7000	7000	Kg	
	10	15	20	25	30	35	m	
	7000	7000	7000	7000	7000	7000	Kg	
	10	15	20	25	30	35	m	
	7000	7000	7000	7000	7000	7000	Kg	 / 
	15	20	21,6	25	30	35	m	
	14000	14000	14000	11891	9670	8100	Kg	
SL	15	20	23,4	25	30	35	m	
	14000	14000	14000	13036	10619	8910	Kg	

SL-SUPERLIFT Otras velocidades y características de funcionamiento – Variant speeds and service conditions – Abweichende Geschwindigkeiten und Betriebsbedingungen – Vitesses et conditions de fonctionnement différentes – Differenti velocità e condizioni di funzionamento – Нестандартные скорости и условия эксплуатации




## Bloque de contrapeso - Counterweight blocks - Gegengewichtsblöcke - Bloc de contrepoids - Blocco di contrappeso - Плиты противовеса




	75 m		70 m		65 m		60 m	
	A	B	A	B	A	B	A	B
	8	-	7	1	7	1	7	1
	22000 Kg		20750 Kg		20750 Kg		20750 Kg	

	55 m		50 m		45 m		40 m		35 m	
	A	B	A	B	A	B	A	B	A	B
	6	2	5	3	5	2	4	3	4	2
	19500 Kg		18250 Kg		16750 Kg		15500 Kg		14000 Kg	



## Mecanismos - Mechanisms - Antriebe - Mécanismes - Meccanismi - Приводы

50 Hp (37Kw)-INV-5V  
400V-50/60HZ  
HBG 290m S/R Ø16

		m/min	0-10	0-20	0-44	0-66	0-110	0-5	0-10	0-22	0-27	0-55
	580 m	Kg	7000	7000	4600	2000	1000	14000	14000	9200	4000	2000
		Kw	37	37	37	37	37	37	37	37	37	37

	m/mlh	11 / 37 / 100		
	Kw	11		
	r.p.m.	0,3	0,6	0,9
	Kw	2 x 7,5		
	m/min	12 / 24		
	Kw	4 x 3		

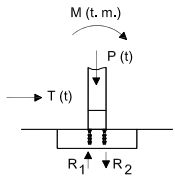
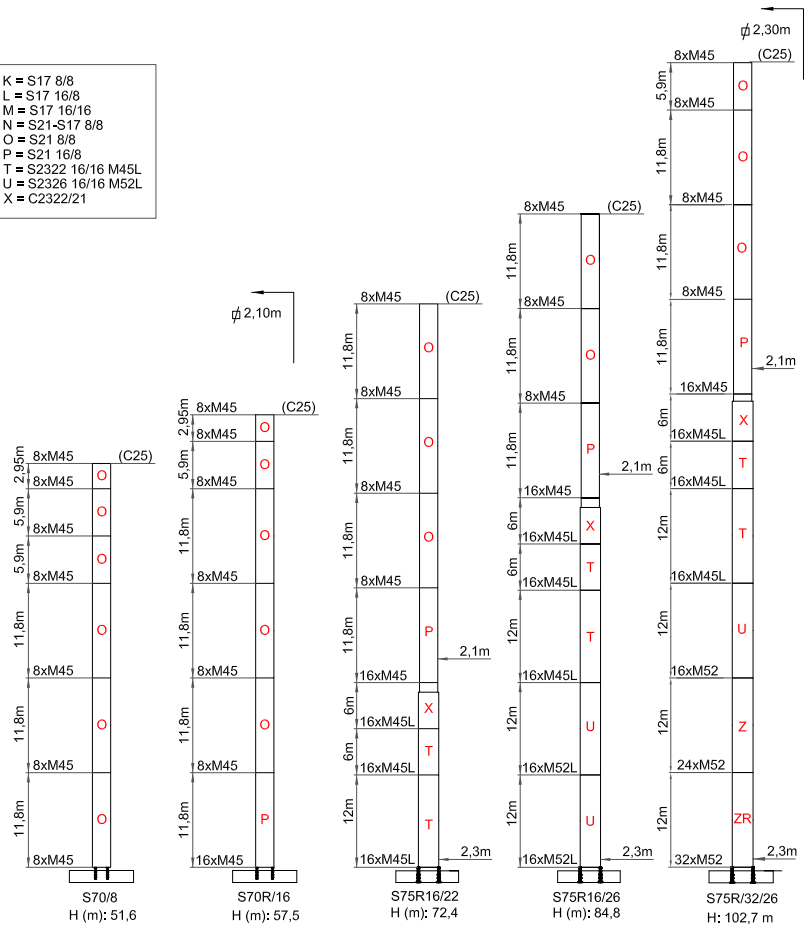
50Hp (37Kw) - INV

		400V 50Hz I <sub>max</sub> = 99A Fuse= 125A	TOTAL POWER 65 KVA	GENERATOR 120 KVA	100m 4x35mm <sup>2</sup>	150m 4x50mm <sup>2</sup>	200m 4x50mm <sup>2</sup>
2000/14/CEE 2005/88/CEE	2006/95 /CEE	* 480V 60Hz I <sub>max</sub> = 83A Fuse = 90A					

- \* Opcional / Optional / Opzionale
-  Elevación / Hoisting / Heben / Levage / Sollevamento
-  Distribución / Trolleying / Katzfahren / Distribution / Distribuzione
-  Orientación / Slewing / Schwenken / Orientation / Rotazione
-  Traslación / Travelling / Schlenenfahren / Translation / Traslazione
-  Cable / Rope / Seil / Câble / Funne

FEM 1005-C25 / EN 14439 - Mástil / Reacciones - Masts / Reactions - Maste / Eckdrücke - Mat / Réactions - Torre / Réazioni - Реакции / Комплектация башни

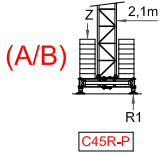
- K = S17 8/8
- L = S17 16/8
- M = S17 16/16
- N = S21-S17 8/8
- O = S21 8/8
- P = S21 16/8
- T = S2322 16/16 M45L
- U = S2326 16/16 M52L
- X = C2322/21



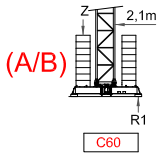
		O	P	T	U	ZR
C 25	H (m)	51,6	57,5	72,4	84,8	102,7
	M (T·m)	572,2	652,5	1056,8	1368,8	2028
	T (t)	9,3	15,5	20,9	25,4	30,5
	P (t)	76,9	82	93	112,3	125
	R <sub>1</sub> (t)	188,2	216	341,2	440	668,2
	R <sub>2</sub> (t)	-226,7	-257,1	-387,7	-500	-730,7

TLS

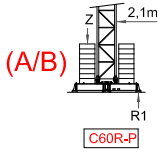
FEM 1005-C25 / EN 14439 - Bloque lastre de base - Base ballast block - Grundballastblöcke - Bloc de lest de base - Blocco di zavorra alla base - Балласты опорной рамы



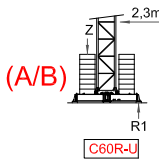
C25	H (m)	26 m	28,9 m	31,9 m	34,8 m	40,7 m	46,6 m	52,5 m	55,5 m
	R1 (t)	85,8 t	90 t	94,5 t	99,3 t	114,8 t	140,7 t	179,9 t	201,7 t
	Z (t)	90 t	90 t	100 t	100 t	110 t	140 t	170 t	210 t



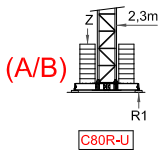
C25	H (m)	23,1 m	29 m	34,9 m	40,8 m
	R1 (t)	52,3 t	59,4 t	65,7 t	74,8 t
	Z (t)	40 t	40 t	50 t	70 t



C25	H (m)	26,2 m	32,1 m	35 m	40,9 m	46,8 m	52,7 m	55,7 m	61,6 m
	R1 (t)	54,7 t	61,8 t	66,1 t	73,7 t	89,6 t	116 t	130,5 t	162,5 t
	Z (t)	45 t	45 t	45 t	60 t	80 t	100 t	110 t	145 t



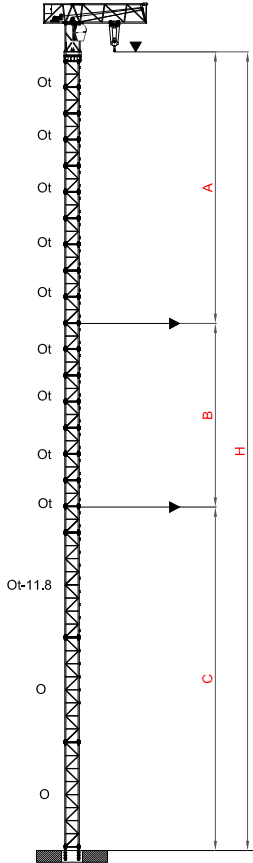
C25	H (m)	38,4 m	41,3 m	47,2 m	50,2 m	56,1 m	59 m	62 m	67,9 m
	R1 (t)	71,4 t	75,6 t	93,9 t	106,3 t	133 t	148 t	163,7 t	197,8 t
	Z (t)	50 t	60 t	75 t	85 t	110 t	120 t	135 t	190 t



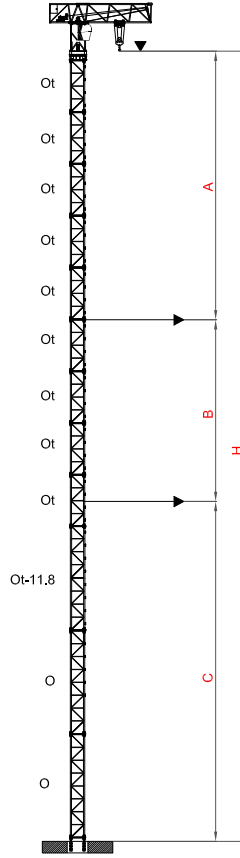
C25	H (m)	61,7 m	64,6 m	70,6 m	76,7 m	82,8 m
	R1 (t)	140,3 t	147,9 t	178,7 t	207,8 t	240,1 t
	Z (t)	80 t	90 t	120 t	155 t	220 t

Proceso de trepado - Climbing - Kletterkrane - Telescopable - Sopralzo idraulico - Процесс наращивания крана

TREPADO EXTERNO / EXTERNAL CLIMBING / GEANKERTER KRAN /  
GRUE ANDRÉE / GRU ANCORATA / ВОСХОЖДЕНИЕ ЭКСТЕРНО



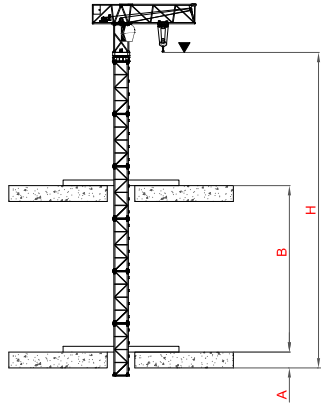
	MONOBLOCK Ot/2,95 m
A max.	30,6 m
B max.	21 m
C max.	39,8 m
H <sub>i</sub> max.	51,6 m
H max. C+B+A	88,1 m
H max. C+B+B+A	105,2 m / ①



	MONOBLOCK Ot/5,9 m
A max.	30,6 m
B max.	17,7 m / ①
C max.	40,1 m
H <sub>i</sub> max.	51,7 m
H max. C+B+A	88,4 m
H max. C+B+B+A	106,1 m / ①

① Consultarnos - Consultated - Consult us - Nous consulter - Auf anfrage -  
Другие высоты подъема и наращивание крана по запросу

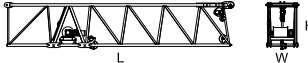
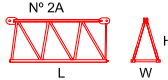

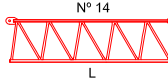

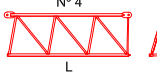

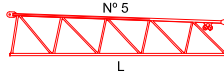

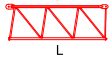

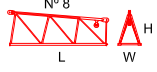

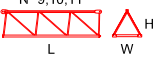

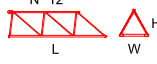

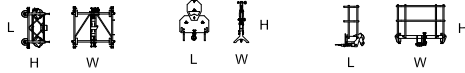
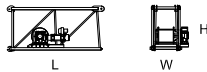
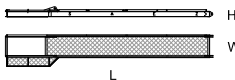
TREPADO INTERNO / BOTTOM CLIMBING CRANE / KLETTERKRANE IM GEBÄUDE / TÉLESCOPAGE SUR DALLES / GRU CLIMBING / ВНУТРЕННИЙ ПРОЦЕСС ТЕЛЕСКОПИРОВАНИЯ



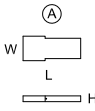
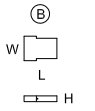
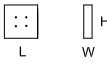
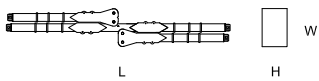
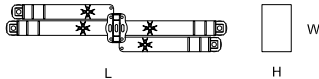
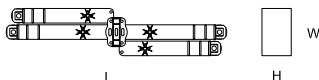
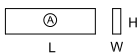
ⓘ Consultarnos - Consultateci - Consult us - Nous consulter - Auf anfrage -  
Другие высоты подъема и наращивание крана по запросу

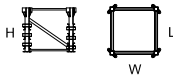
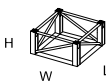

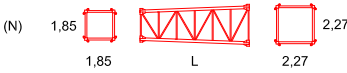
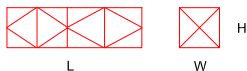


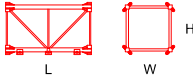

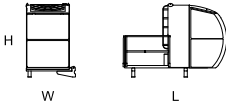
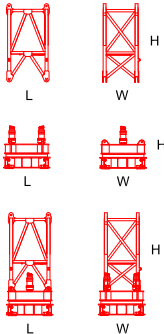
Dimensiones y transporte - dimensions and transport - Abmessungen und Transport - dimensions et des transport - dimensioni e trasporti - Размеры и транспорта

	L(m)	W(m)	H(m)	Peso(Kg)
<p><b>Pluma tramo primero</b> / Jib heel section / Ausleger-Anlenkstück / Pied de fleche / Settole articolato di braccio / Корневая секция стрелы</p> 	11,8	1,63	2,36	6900
<p><b>Elemento Intermedio de pluma</b> / Intermediate jib section / Ausleger-Zwischenstück / Élément interm. de fleche / Spezzone di braccio / Промежуточная секция стрелы</p> <p>Nº 2A  </p> <p>Nº 14  </p> <p>Nº 4  </p> <p>Nº 5  </p> <p>Nº 6, Nº 7  </p> <p>Nº 8  </p> <p>Nº 9,10,11  </p> <p>Nº 12  </p>	<p>2A 5,35</p> <p>14 11,6</p> <p>4 6,55</p> <p>5 11,6</p> <p>6 5,3</p> <p>7 5,26</p> <p>8 5,25</p> <p>9 5,21</p> <p>10 5,18</p> <p>11 5,15</p> <p>12 5,11</p>	<p>1,50</p> <p>1,50</p> <p>1,50</p> <p>1,50</p> <p>1,50</p> <p>1,50</p> <p>1,50</p> <p>1,50</p> <p>1,50</p> <p>1,50</p> <p>1,50</p>	<p>2,30</p> <p>2,30</p> <p>2,30</p> <p>2,30</p> <p>1,84</p> <p>1,84</p> <p>1,84</p> <p>1,42</p> <p>1,42</p> <p>1,42</p> <p>1,42</p>	<p>1645</p> <p>2850</p> <p>1510</p> <p>2100</p> <p>830</p> <p>675</p> <p>615</p> <p>500</p> <p>430</p> <p>360</p> <p>300</p>
<p><b>Gancho, Carro y Puntera</b> / Hook, Trolley and jib head / Lasthaken - Laufkatze-Cabeça de Lança / Crochet - Chariot-Pointe de fleche / Gancho - Carrello e Punta fredda / Крюк и грузовая тележка</p> 	2,44	1,65	1,58	470
	1,24	0,64	1,75	675
	0,93	1,7	1,42	195
<p><b>Contrapluma 1</b> / Counter-jib 1 / Gegenausleger 1 / Contre-fleche 1 / Controbraccio 1 / Консоль противовеса 1</p> 	5,00	1,90	2,32	5080
<p><b>Contrapluma 2</b> / Counter-jib 2 / Gegenausleger 2 / Contre-fleche 2 / Controbraccio 2 / Консоль противовеса 2</p> 	11,94	1,8	0,6	3150
<p><b>Barandillas</b> / Protection</p>				240

TLS

	L(m)	W(m)	H(m)	Peso(Kg)	
<p><b>Bloque de contrapeso</b> / Counterweight blocks / Gegengewichtsböcke / Bloc de contrepoids / Blocco di contrappeso / Плита противовеса</p> <div style="display: flex; justify-content: space-around; align-items: center;"> <div style="text-align: center;">  <p>Ⓐ</p> </div> <div style="text-align: center;">  <p>Ⓑ</p> </div> </div>	A	3,5	1,25	0,29	2750
	B	1,83	1,25	0,29	1500
<p><b>Bloque apoyo de base</b> / Base support block / Grundballastböcke / Bloc de appui de base / Blocco di appoggio alla base</p> <div style="text-align: center;">  </div>	2	0,5	2	5000	
<p><b>Base C60-900</b> / base C60-900 / Hauptträger für fundamentkreuz C60-900 / Base C60-900 / Base C60-900</p> <div style="text-align: center;">  </div>	8,66	1,47	0,96	8625	
<p><b>Base C60R-P/U</b> / base C60R-P/U / Hauptträger für fundamentkreuz C60R-P/U / Base C60R-P/U / Base C60R-P/U</p> <div style="text-align: center;">  </div>	9,01	1,94	1,35	13500	
<p><b>Base C80R-U</b> / base C80R-U / Hauptträger für fundamentkreuz C80R-U / Base C80R-U / Base C80R-U</p> <div style="text-align: center;">  </div>	11,8	1,94	1,35	17200	
<p><b>Bloque lastre de base</b> / Base ballast block / Grundballastböcke / Bloc de lest de base / Blocco di zavorra alla base</p> <div style="text-align: center;">  </div>	4,5	0,51	0,9	5000	
		5,8	0,4	1,5	8000

	L(m)	W(m)	H(m)	Peso(Kg)	
<b>Elemento de empotre</b> / Foundation anchor / Fundamentanker / Pieds de scellement / EI аннгаре / Анкерные крепления					
	S60/8	1,85	1,85	1,6	956
	S60/R16	1,85	1,85	1,6	1108
	S70/8	2,27	2,27	1,6	1122
	S70R/16	2,27	2,27	1,6	1274
	S75R16/20	0,35	0,35	1,6	1200
	S75R16/22	0,5	0,5	2	1400
	S75R16/26	0,5	0,5	2,4	2100
	S75R24/26	0,5	0,5	2,4	3400
	S75R32/26	0,5	0,5	3	3500
<b>Dlma</b> 	Dlma	2,31	2,34	0,8	1650
<b>Elemento de torre</b> / Tower section / Turmstück / Élément de mât / Elemento di torre / Башенные секции					
	K	11,8	1,85	1,85	4620
	K	5,9	1,85	1,85	2505
	K	3	1,85	1,85	1500
	L	11,8	1,85	1,85	5325
	O	11,8	2,27	2,27	4980
	O	5,9	2,27	2,27	2680
	O	3	2,27	2,27	1580
	P	11,8	2,27	2,27	5880
	N	5,9			2850
	X	6	2,27	2,29	4830
	T	6	2,27	2,29	4780
	T	12	2,27	2,29	9000
	U	6	2,31	2,34	6200
	U	12	2,31	2,34	11180
	Z	6	2,31	2,55	7825
	Z	12	2,31	2,55	15064
	ZR	6	2,31	2,55	7925
	ZR	12	2,31	2,55	15200
	ZZR	12	2,31	2,55	15325
	(N)	1,85	1,85	2,27	
<b>Jaula de telescopaje tipo O</b> / Climbing cage type O / Hydraulikbühne O / Cage de telescopage type O / Gabbia di montaggio O / Монтажная обойма O					
	<b>O-2.95</b>	7,35	2,75	2,75	7000
<b>Completa</b> / Full / Vollständig / Complete / completa / полный	<b>O-5.9</b>	11,2	2,75	2,75	9500
					
<b>Estructura</b> / Steel frame / Struktur / Construction / Struttura / структура	<b>O-2.95</b>				5400
	<b>O-5.9</b>				7900
<b>Hidraulico y accesorios</b> / Hydraulic and accessories / Hydraulik-und Zubehör / hydraulique et accessoires / Idrauliche ed accessori / Гидравлические и аксессуары					
					1600

	L(m)	W(m)	H(m)	Peso(Kg)
<p><b>Tramo trepador Otr</b> / Tower section Otr / Turmstück Otr / Élément de mât Otr / Elemento di torre Otr / Башенные секции Otr</p> 	2,95 5,9 11,8	2,27 2,27 2,27	2,27 2,27 2,27	1590 2710 5102
<p><b>Marco trepado externo</b> / Tie-frame / Cadre d'encrage externe / Sopralzo con ancoraggio esterno / внешняя рама пристежки</p> 	○ 2,76	2,76	0,26	1135
<p><b>Cabina y soporte</b> / Cabin and platform / Kabine und wartungs / Cabine et support / Cabina e supporto / Кабина с основой</p> 	3,00	1,15	2,35	1210
<p><b>Unidad de rotacion</b> / Complete slewing unit / Drehbühne / Orientation / Rotazione / Оголовок башни</p> 				1950 6400 8350



40" HC x 9 - HBG 36 m



x 8 - HBG 36 m