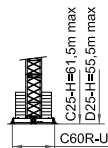



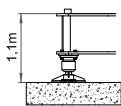
TLS



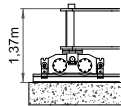
A/B



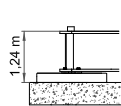
A/B



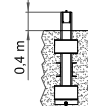
A



D(i)



B



C



S. Link S.D.S.



ISO 9001

DIN/FEM 

EN 14439-FEM 1005- C25/D25



SAEZ



EKO Power Control



Remote Assistance



Zoning



Anti-Collision













Operator Access

Curvas de cargas - Load diagrams - Lastkurven - Courbes de charges - Curve di carico - График грузоподъёмности











80



SL	15	20	23,6	25	30	35	40	45	50	55	60	65	70	75	80	m	
	16000	16000	16000	14990	12149	10144	8653	7501	6584	5837	5217	4693	4245	3858	3520	Kg	
	15	20	22,1	25	30	35	40	45	50	55	60	65	70	75	80	m	
	16000	16000	16000	13936	11381	9480	8067	6974	6105	5397	4808	4312	3888	3521	3200	Kg	
	15	20	21,1	25	30	35	40	45	50	55	60	65	70	75	80	m	
	16000	16000	16000	13121	10491	8634	7253	6186	5337	4545	4071	3586	3171	2813	2500	Kg	
	11,7	15	20	25	30	35	40	45	50	55	60	65	70	75	80	m	
	32000	24019	17484	13374	10681	8780	7367	6274	5405	4697	4108	3612	3188	2821	2500	Kg	
SL	12,3	15	20	25	30	35	40	45	50	55	60	65	70	75	80	m	
	32000	25430	18176	13944	11172	9215	7760	6635	5740	5011	4405	3894	3457	3080	2750	Kg	











75



SL	15	20	25	28,2	30	35	40	45	50	55	60	65	70	75	m	
	16000	16000	16000	16000	14935	12521	10725	9337	8233	7333	6586	5955	5416	4950	Kg	
	15	20	25	26,3	30	35	40	45	50	55	60	65	70	75	m	
	16000	16000	16000	16000	13787	11494	9835	8553	7533	6702	6011	5429	4931	4500	Kg	
	15	20	24,8	25	30	35	40	45	50	55	60	65	70	75	m	
	16000	16000	16000	15856	12000	10564	8936	7678	6677	5861	5183	4611	4122	3700	Kg	
	13,6	15	20	25	30	35	40	45	50	55	60	65	70	75	m	
	32000	28707	20909	16085	12925	10694	9035	7753	6733	5902	5211	4629	4131	3700	Kg	
SL	14,4	15	20	25	30	35	40	45	50	55	60	65	70	75	m	
	32000	30662	22031	16997	13698	11370	9638	8300	7235	6368	5647	5039	4519	4070	Kg	











70


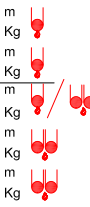

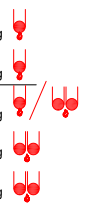

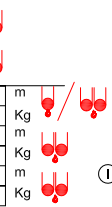

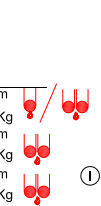


SL	15	20	25	28	31,6	35	40	45	50	55	60	65	70	m	
	16000	16000	16000	16000	16000	14253	12235	10676	9435	8424	7584	6876	6270	Kg	
	15	20	25	29,3	30	35	40	45	50	55	60	65	70	m	
	16000	16000	16000	16000	15610	13096	11119	9703	8576	7657	6894	6250	5700	Kg	
	15	20	25	28,1	30	35	40	45	50	55	60	65	70	m	
	16000	16000	16000	16000	14841	12344	10488	9053	7912	6981	6209	5557	5000	Kg	
	15	15,4	20	25	30	35	40	45	50	55	60	65	70	m	
	32000	32000	23539	18209	14717	12252	10419	9003	7876	6957	6194	5550	5000	Kg	
SL	15	16,4	20	25	30	35	40	45	50	55	60	65	70	m	
	32000	32000	25592	19815	16031	13359	11373	9838	8616	7620	6794	6096	5500	Kg	

65

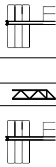



SL	15	20	25	30	34,2	35	40	45	50	55	60	65	m	
	16000	16000	16000	16000	16000	15597	13407	11715	10368	9271	8359	7590	Kg	
	15	20	25	30	31,6	35	40	45	50	55	60	65	m	
	16000	16000	16000	16000	16000	14298	12275	10602	9393	8408	7580	6900	Kg	
	15	20	25	30	30,4	35	40	45	50	55	60	65	m	
	16000	16000	16000	16000	16000	13554	11542	9988	8751	7743	6906	6200	Kg	
	15	16,6	20	25	30	35	40	45	50	55	60	65	m	
	32000	32000	25940	19775	16030	13387	11421	9902	8693	7708	6890	6200	Kg	
SL	15	17,7	20	25	30	35	40	45	50	55	60	65	m	
	32000	32000	28029	21745	17627	14721	12560	10890	9561	8478	7578	6820	Kg	

60		SL	15	20	25	30	35	36,4	40	45	50	55	60	m	
		16000	16000	16000	16000	16000	16000	16000	14407	12601	11164	9993	9020	Kg	
		15	20	25	30	33,6	35	40	45	50	55	60	m		
		16000	16000	16000	16000	16000	15321	13166	11420	10128	9075	8200	Kg		
		15	20	25	30	32,3	35	40	45	50	55	60	m		
		16000	16000	16000	16000	16000	14584	12441	11420	9466	8392	7500	Kg		
		15	17,6	20	25	30	35	40	45	50	55	60	m		
		32000	32000	27784	21551	17467	14584	12441	10784	9466	8392	7500	Kg		
		15	18,9	20	25	30	35	40	45	50	55	60	m		
		32000	32000	30113	23394	18993	15886	13575	11790	10369	9211	8250	Kg		
55		SL	15	20	25	30	35	38	40,9	45	50	55	m		
		16000	16000	16000	16000	16000	16000	16000	14377	12759	11440	Kg			
		15	20	25	30	35	37,7	40	45	50	55	m			
		16000	16000	16000	16000	16000	16000	14971	12389	11578	10400	Kg			
		15	20	25	30	35	36,2	40	45	50	55	m			
		16000	16000	16000	16000	16000	16000	14251	12389	10907	9700	Kg			
		15	19,7	20	25,4	30	35	40	45	50	55	m			
		32000	32000	31501	24493	19902	16661	14251	12389	10907	9700	Kg			
		15	20	21,2	25	30	35	40	45	50	55	m			
		32000	32000	32000	26676	21708	18202	15595	13580	11976	10670	Kg			
50		SL	15	20	25	30	35	42,1	45	50	m				
		16000	16000	16000	16000	16000	16000	14869	13200	Kg					
		15	20	25	30	38,8	40	45	50	m					
		16000	16000	16000	16000	16000	15457	13532	12000	Kg					
		15	20	25	30	35	37,3	40	45	50	m				
		16000	16000	16000	16000	16000	16000	14744	12826	11300	Kg				
		15	20	20,2	25	30	35	40	45	50	m				
		32000	32000	32000	25297	20565	17227	14744	12826	11300	Kg				
		15	20	21,9	25	30	35	40	45	50	m				
		32000	32000	32000	27601	22474	18855	16164	14085	12430	Kg				
45		SL	15	20	25	30	35	44	45	m					
		16000	16000	16000	16000	16000	16000	15620	Kg						
		15	20	25	30	35	40,4	45	m						
		16000	16000	16000	16000	16000	16000	14200	Kg						
		15	20	25	30	35	38,9	40	45	m					
		16000	16000	16000	16000	16000	16000	14200	13500	Kg					
		15	20	21,1	25	30	35	40	45	m					
		32000	32000	32000	26529	21587	18098	15504	13500	Kg					
		15	20	22,8	25	30	35	40	45	m					
		32000	32000	32000	29004	23635	19845	17027	14850	Kg					

① Consultarnos - Consultated - Consult us - Nous consulter - Auf anfrage - советоваться

Bloque de contrapeso - Counterweight blocks - Gegengewichtsblöcke - Bloc de contrepoid - Blocco di contrappeso - Плиты противовеса





	80 m			75 m			70 m			65 m		
	A	B	C	A	B	C	A	B	C	A	B	C
	6	-	-	6	-	-	6	-	-	5	1	-
	21000 Kg			21000 Kg			21000 Kg			20000 Kg		




	60 m			55 m			50 m			45 m		
	A	B	C	A	B	C	A	B	C	A	B	C
	4	2	-	4	2	-	5	0	-	3	2	-
	19000 Kg			19000 Kg			17500 Kg			15500 Kg		

TLS



Mecanismos - Mechanisms - Antriebe - Mécanismes - Meccanismi - Приводы

150 Hp (110Kw) - INV - 5V
400V / 480V - 50/60 HZ
HBG 300m S/R Ø24

		m/min										
			0-15	0-31	0-86	0-130	0-138	0-7,5	0-15,5	0-43	0-65	0-69
660 m	Kg	16000	16000	8000	6000	500	32000	32000	16000	12000	1000	
	Kw	110	110	110	110	110	110	110	110	110	110	

	m/min	15 / 45 / 90		
	Kw	11		
	r.p.m.	0,3	0,6	0,75
	Kw	2 x 15		
	m/mln	12 / 24		
	Nm	4 x 80		

150Hp (110Kw) - INV


		400V 50Hz I _{max} = 306A Fuse= 355A	TOTAL POWER 170 KVA	GENERATOR 320 KVA	100m 3PX120+GND	150m 3PX120+GND	200m 3PX120+GND
2000/14/CEE 2005/88/CEE	2006/95 /CEE	* 480V 60Hz I _{max} = 255A Fuse = 300A					


* Opcional / Opțional / Opzionale

 Elevación / Hoisting / Heben / Levage / Sollevamento

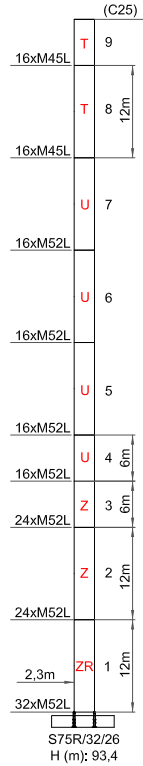
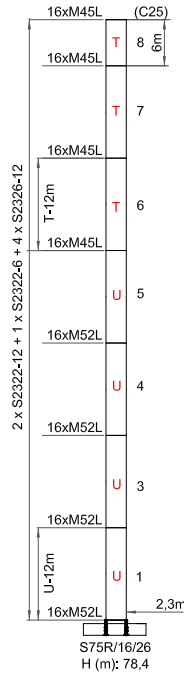
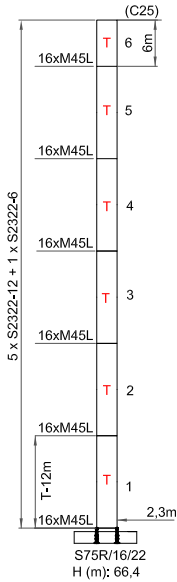
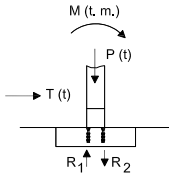
 Distribución / Trolleying / Katzfahren / Distribution / Distribuzione

 Orientación / Stewing / Schwenken / Orientation / Rotazione

 Traslación / Travelling / Schlenenfahren / Translation / Traslazione

 Cable / Rope / Seil / Câble / Fune

FEM 1005-C25-D25 / EN 14439 - Mástil / Reacciones - Masts / Reactions - Maste / Eckdrücke - Mat / Réactions - Torre / Réazioni - Реакции / Комплектация башни

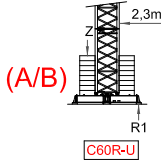


(m)	max. H(m)	
	FEM 1005	
	C25	D25
45	48,4	48,4
50	54,5	51,4
55	54,4	54,4
60	54,4	57,4
65	54,4	57,4
70	60,4	57,4
75	60,4	57,4
80	66,4	57,4

(m)	max. H(m)	
	FEM 1005	
	C25	D25
45	75,4	72,4
50	75,4	72,4
55	78,4	72,4
60	78,4	69,4
65	78,4	66,4
70	78,4	66,4
75	78,4	66,4
80	78,4	66,4

(m)	max. H(m)	
	FEM 1005	
	C25	D25
45	93,4	81,4
50	93,4	81,4
55	93,4	81,4
60	93,4	81,4
65	93,4	81,4
70	93,4	81,4
75	93,4	81,4
80	93,4	81,4

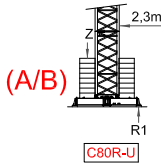
FEM 1005-C25-D25 / EN 14439 - Bloque lastre de base - Base ballast block - Grundballastblöcke - Bloc de lest de base - Blocco di zavorra alla base - Балласты опорной рамы



max. H(m) (m)	Z (t)		R1 (t)			
	FEM 1005 C25	FEM 1005 C25	FEM 1005 C25	T(12)	T(6)	
45	49,5	160	186,3	2	4	
50	55,5	180	196,2	2	5	
55	55,5	180	195,3	2	5	
60	55,5	160	186,9	2	5	
65	55,5	160	183	2	5	
70	61,5	180	193,9	2	6	
75	61,5	190	187,5	2	6	
80	61,5	200	193,6	2	6	

①

max. H(m) (m)	Z (t)		R1 (t)			
	FEM 1005 D25	FEM 1005 D25	FEM 1005 D25	T(12)	T(6)	
45	49,5	180	186,3	2	4	
50	49,5	175	179,9	2	4	
55	49,5	170	178,8	2	4	
60	55,5	192	186,9	2	5	
65	55,5	192	186,4	2	5	
70	55,5	192	194,3	2	5	
75	55,5	192	205	2	5	
80	55,5	192	214,8	2	5	



max. H(m) (m)	Z (t)		R1 (t)						
	FEM 1005 C25	FEM 1005 C25	FEM 1005 C25	U(12)	U(6)	T(12)	T(6)	T(3)	
45	64,8	144	189,6	3	-	2	-	1	
50	61,8	128	188,1	2	1	2	1	-	
55	67,8	160	188,1	2	1	3	-	-	
60	67,8	160	199,4	2	1	3	-	-	
65	67,8	160	187,2	2	1	3	-	-	
70	67,8	144	192,7	2	1	3	-	-	
75	67,8	144	183,4	2	1	3	-	-	
80	67,8	144	190,9	2	1	3	-	-	

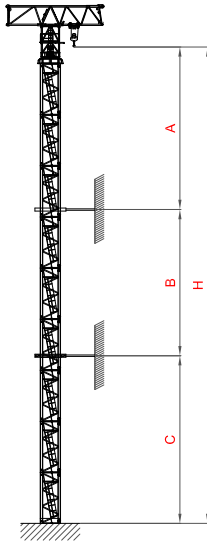
①

max. H(m) (m)	Z (t)		R1 (t)						
	FEM 1005 D25	FEM 1005 D25	FEM 1005 D25	U(12)	U(6)	T(12)	T(6)	T(3)	
45	68,5	170	182,3	4	3	-	-	-	
50	68,5	170	186,5	4	3	-	-	-	
55	68,5	165	191,8	4	3	-	-	-	
60	68,5	155	203,4	4	3	-	-	-	
65	68,5	150	210	4	3	-	-	-	
70	68,5	145	215,5	4	3	-	-	-	
75	68,5	145	224,3	4	3	-	-	-	
80	68,5	150	232	4	3	-	-	-	

① Consultarnos - Consultateci - Consult us - Nous consulter - Auf Anfrage - Другие высоты подъема и наращивание крана по запросу

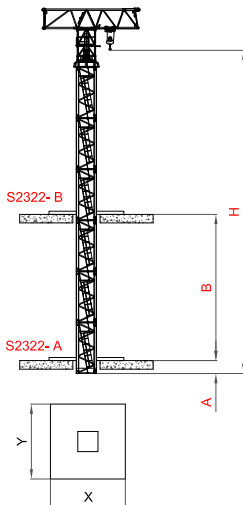
Proceso de trepado - External climbing - Kletterkrane - Telescopable - Sopralzo idraulico - Процесс наращивания крана

TREPADO EXTERNO / EXTERNAL CLIMBING / GEANKERTER KRAN /
GRUE ANDRÉE / GRU ANCORATA / ВОСХОЖДЕНИЕ ЭКСТЕРНО



A max. (m)	45
B min/max. (m)	24 / 42
C min/max. (m)	30 / 60
H max. (m)	①

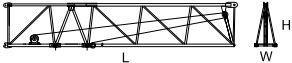
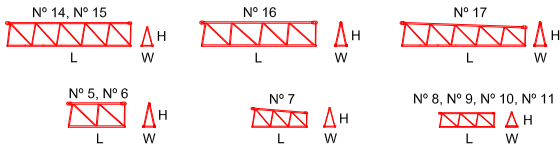
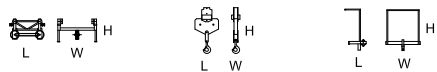
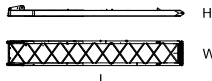

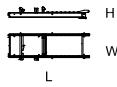

TREPADO INTERNO / BOTTOM CLIMBING CRANE / KLETTERRANE IM GEBÄUDE / TÉLESCOPAGE SUR DALLES /
GRU CLIMBING / ВНУТРЕННИЙ ПРОЦЕСС ТЕЛЕСКОПИРОВАНИЯ

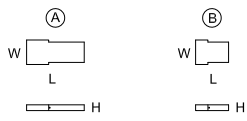
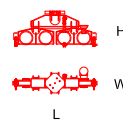
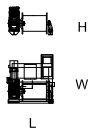
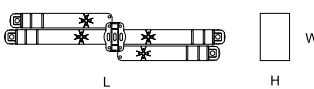
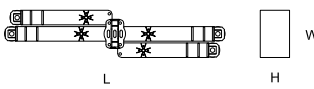
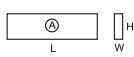


	S 23 22			
A m. (m)	2	2	2	2
B m. (m)	10	12	14	16
H max. (m)	36	44	50	54
X (m)	3			
Y (m)	2.5			

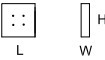
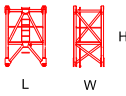

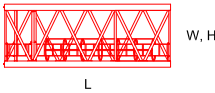
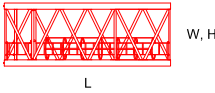
① Consultarnos - Consultated - Consult us - Nous consulter - Auf anfrage -
Другие высоты подъема и наращивание крана по запросу


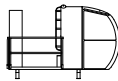

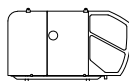

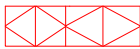



Dimensiones y transporte - dimensions and transport - Abmessungen und Transport - dimensions et des transports - dimensioni e trasporti - Размеры и транспорта

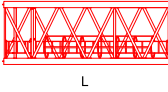
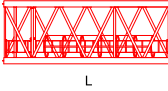
	L(m)	W(m)	H(m)	Peso(Kg)			
Pluma tramo primero / Jib heel section / Ausleger-Anlenkstück / Pied de fleche / Settore articolato di braccio / Корневая секция стрелы 	11,3	1,78	2,45	9580			
Elemento Intermedio de pluma / Intermediate jib section / Ausleger-Zwischenstück / Élément Intern. de fleche / Spezzone dl braccio / Промежуточная секция стрелы N° 14, N° 15 N° 16 N° 17 	14 15 16 17 5 6 7 8 9 10 11	10,45 10,4 10,35 10,35 5,3 5,3 5,26 5,25 5,21 5,18 5,15	1,65 1,65 1,65 1,65 1,65 1,65 1,65 1,65 1,65 1,65 1,65	2,45 2,42 2,36 2,36 2,07 2,07 2,02 1,67 1,67 1,65 1,65	5075 3980 3020 2280 1035 890 765 690 570 460 340		
Carro, Gancho y Puntera / Trolley, Hook and jib head / Lasthaken - Laufkatze-Cabeça de Lança / Chariot - Crochet - Pointe de fleche / Carrello, Gancio e Punta freccia / Крюк и грузовая тележка 				2,71 1,24 0,7	2,57 0,64 1,9	1,71 1,75 1,3	1050 1135 212
Contrapluma 1 / Counter-jib 1 / Gegenausleger 1 / Contre-fleche 1 / Controbraccio 1 / Консоль противовеса 1 	11,94	1,66	0,75	6000			
Contrapluma 1-A / Counter-jib 1-A / Gegenausleger 1-A / Contre-fleche 1-A / Controbraccio 1-A / Консоль противовеса 1-A 	5,3	1,78	2,41	2700			
Contrapluma 2 / Counter-jib 2 / Gegenausleger 2 / Contre-fleche 2 / Controbraccio 2 / Консоль противовеса 2 	5,55	1,75	0,83	4000			
Elemento de empotre / Foundation anchor / Fundamentanker / Pieds de scellement / El anegare / Анкерные крепления Dima H L 	S75R16/20 S75R16/22 S75R16/26 S75R24/26 S75R32/26 Dima	0,35 0,5 0,5 0,5 0,5 2,31	0,35 0,5 0,5 0,5 0,5 2,34	1,6 2 2,4 2,4 3 0,8	1200 1400 2100 3400 3500 1650		

	L(m)	W(m)	H(m)	Peso(Kg)	
<p>Bloque de contrapeso / Counterweight blocks / Gegengewichtsböcke / Bloc de contrepoids / Blocco di contrappeso / Плита противовеса</p> 	A	3,4	1,55	0,29	3500
	B	2,4	1,55	0,29	2500
<p>Traslacion / Travelling bogies / Kranfahren / Traslacion / Traslazione</p> 	(x4)	2,94	1,25	0,97	3102
<p>Equipo de elevacion / Hoist winch / Heben / Levage / Sollevamento</p> 		2	2,1	2	7500
<p>Base C60R-U / base C60R-U / Hauptträger für fundamentkreuz C60R-U / Base C60R-U / Base C60R-U</p> 		9,01	1,94	1,35	13500
<p>Base C80R-U / base C80R-U / Hauptträger für fundamentkreuz C80R-U / Base C80R-U / Base C80R-U</p> 		11,8	1,94	1,45	17200
<p>Bloque lastre de base / Base ballast block / Grundballastböcke / Bloc de lest de base / Blocco di zavorra alla base</p> 		4,5	0,51	0,9	5000
		5,8	0,4	1,5	8000

TLS

	L(m)	W(m)	H(m)	Peso(Kg)	
Bloque apoyo de base / Base support block / Grundballastblöcke / Bloc de appui de base / Blocco di appoggio alla base 	2	0,5	2	5000	
Unidad de rotacion S23 / Complete slewing unit S23 / Drehbühne S23 / Orientation S23 / Rotazione S23 / Оголовок башни S23  	2,22	1,64	3,28	3200	
Elemento de torre S23 / Tower section S23 / Turmstück S23 / Elément de mât S23 / Elemento di torre S23 / Башенные секции S23 					
	T	6	2,27	2,29	4780
	T	12	2,27	2,29	9000
	U	6	2,31	2,34	6200
	U	12	2,31	2,34	11180
	Z	6	2,31	2,55	7825
	Z	12	2,31	2,55	15064
	ZR	6	2,31	2,55	7925
	ZR	12	2,31	2,55	15200
	ZZR	12	2,31	2,55	15325
Elemento de torre S24 / Tower section S24 / Turmstück S24 / Elément de mât S24 / Elemento di torre S24 / Башенные секции S24 	R	5,9	2,42	2,37	4200

	L(m)	W(m)	H(m)	Peso(Kg)
<p>Cabina y soporte / Cabln and platform / Kabine und wartungs / Cabine et support / Кабина e supporto / Кабина с основой</p> <div style="display: flex; justify-content: space-around; align-items: center;"> <div style="text-align: center;">  <p>H</p> <p>W</p> </div> <div style="text-align: center;">  <p>L</p> </div> <div style="text-align: center;"> <p>LUXE</p> </div> </div> <div style="display: flex; justify-content: space-around; align-items: center;"> <div style="text-align: center;">  <p>H</p> <p>W</p> </div> <div style="text-align: center;">  <p>L</p> </div> <div style="text-align: center;"> <p>NT</p> </div> </div>	3,86	2,03	2,42	1830
<p>Marco trepado externo / Tie-frame / Cadre d'encrage externe / Sopralzo con ancoraggio esterno / внешняя рамка пристежки</p> <div style="text-align: center;">  <p>H</p> <p>W</p> <p>L</p> </div>	3,52	3,49	0,42	3900
<p>Jaula de telescopaje tipo S23 / Climbing cage type S23 / Hydraulikbühne S23 / Cage de telescopage type S23 / Gabbia di montaggio S23 / Монтажная обойма S23</p>	11,6	3,2	3,3	13500
<p>Completa / Full / Vollständige / Complete / completa / полный</p> <div style="display: flex; justify-content: space-around; align-items: center;"> <div style="text-align: center;">  <p>L</p> </div> <div style="text-align: center;">  <p>H</p> <p>W</p> </div> </div>				9550
<p>Estructura / Steel frame / Struktur / Construction / Struttura / структура</p>				3950
<p>Hidraulico y accesorios / Hydraulic and accessories / Hydraulik-und Zubehör / hydraulique et accessoires / Idrauliche ed accessori / Гидравлические и аксессуары</p>				4720
<p>Marco trepado Interno S23 / Floor climbing frame S23 / Cadre d'encrage Interne S23 / Sopralzo Interno S23 / внешняя рамка пристежки S23</p> <div style="display: flex; justify-content: space-around; align-items: center;"> <div style="text-align: center;">  <p>H</p> </div> <div style="text-align: center;">  <p>w</p> <p>L</p> </div> </div>	3,2	2,8	0,6	4720
<p>Hidraulico y accesorios / Hydraulic and accessories / Hydraulik-und Zubehör / hydraulique et accessoires / Idrauliche ed accessori / Гидравлические и аксессуары</p>				3081

	L(m)	W(m)	H(m)	Peso(Kg)
<p>Tramo trep. A S23 / Tower section A S23 / Turmstück A S23 / Élément de mât A S23 / Elemento di torre a S23 / Башенные секции A S23</p>  <p>W, H</p> <p>A</p>	6	2,27	2,29	4854
<p>Tramo trep. B S23 / Tower section B S23 / Turmstück B S23 / Élément de mât B S23 / Elemento di torre B S23 / Башенные секции B S23</p>  <p>W, H</p> <p>B</p>	6	2,27	2,29	4850



11x40" HC + 2x40" OT - HBG 30 m



x 12 - HBG 30 m