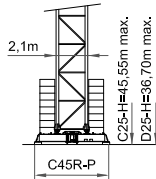
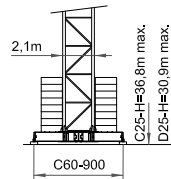


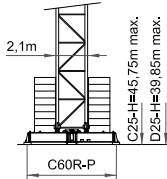
A/B



B



A/B



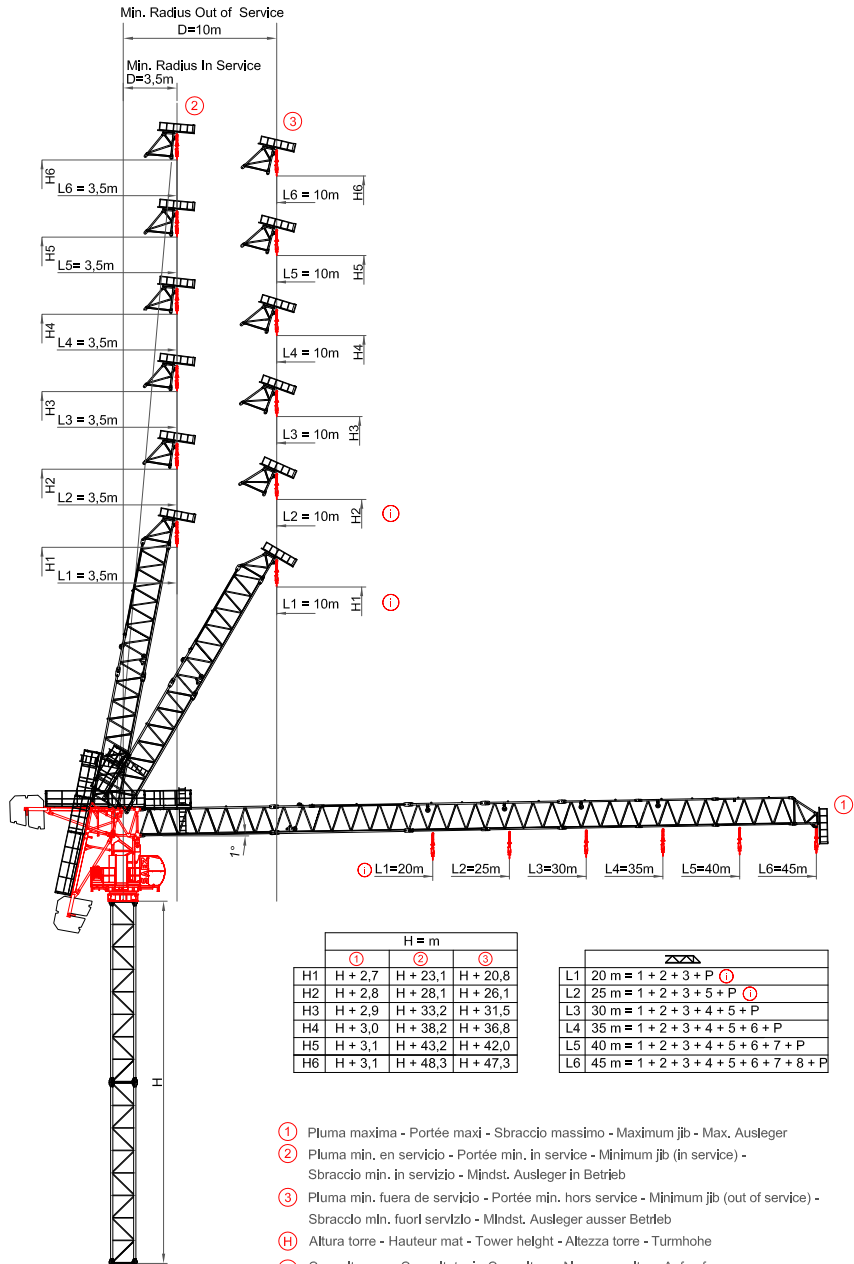
A/B

ⓘ Consultarnos - Consultateci - Consult us - Nous consulter - Auf anfrage - советоватьсь









DIN/FEM 
 EN 14439-FEM 1005- C25/D25










Curvas de cargas - Load diagrams - Lastkurven - Courbes de charges - Curve di carico - График грузоподъёмности




45 m



Max. load	10	15	20	25	30	35	40	45	m
27,4m	3000	3000	3000	3000	2820	2390	2060	1800	Kg
30,5m	3000	3000	3000	3000	3000	2610	2300	2000	Kg Superlift 
20,7m	4500	4500	4500	3660	2970	2473	2090	1800	Kg 
22,4m	4500	4500	4500	3880	3210	2650	2320	2000	Kg Superlift 
15,2m	6000	6000	4525	3550	2900	2420	2070	1800	Kg 
17,1m	6000	6000	4960	3880	3210	2650	2320	2000	Kg Superlift 




40 m



Max. load	10	15	20	25	30	35	40	m
34,8m	3000	3000	3000	3000	3000	2990	2600	Kg
38,3m	3000	3000	3000	3000	3000	3000	2850	Kg Superlift 
24,4m	4500	4500	4500	4415	3630	3060	2600	Kg
25,8m	4500	4500	4500	4500	3880	3280	2850	Kg Superlift 
18,4m	6000	6000	5590	4390	3600	3030	2600	Kg
19,9m	6000	6000	5900	4720	3870	3270	2850	Kg Superlift 




35 m



Max. load	10	15	20	25	30	35	m
35,0m	3000	3000	3000	3000	3000	3000	Kg
35,0m	3000	3000	3000	3000	3000	3000	Kg Superlift 
27,9m	4500	4500	4500	4500	4180	3500	Kg
30,5m	4500	4500	4500	4500	4500	3850	Kg Superlift 
20,8m	6000	6000	6000	5060	4150	3500	Kg
22,5m	6000	6000	6000	5410	4520	3850	Kg Superlift 




30 m


Max. load	10	15	20	25	30	m
30,0m	3000	3000	3000	3000	3000	Kg
30,0m	3000	3000	3000	3000	3000	Kg Superlift 
29,5m	4500	4500	4500	4500	4400	Kg
30,0m	4500	4500	4500	4500	4500	Kg Superlift 
22,2m	6000	6000	6000	5380	4400	Kg
24,7m	6000	6000	6000	5840	4850	Kg Superlift 

25 m


Max. load	10	15	20	25	m
25,0m	3000	3000	3000	3000	Kg
25,0m	3000	3000	3000	3000	Kg Superlift 
25,0m	4500	4500	4500	4500	Kg
25,0m	4500	4500	4500	4500	Kg Superlift 
23,3m	6000	6000	6000	5600	Kg
25,0m	6000	6000	6000	6000	Kg Superlift 

20 m


Max. load	10	15	20	m
20,0m	3000	3000	3000	Kg
20,0m	3000	3000	3000	Kg Superlift 
20,0m	4500	4500	4500	Kg
20,0m	4500	4500	4500	Kg Superlift 
20,0m	6000	6000	6000	Kg
20,0m	6000	6000	6000	Kg Superlift 

SL-SUPERLIFT Otras velocidades y características de funcionamiento – Variant speeds and service conditions – Abweichende Geschwindigkeiten und Betriebsbedingungen – Vitesses et conditions de fonctionnement différentes – Differenti velocità e condizioni di funzionamento – Нестандартные скорости и условия эксплуатации

Mecanismos - Mechanisms - Antriebe - Mécanismes - Meccanismi - Приводы

33 Hp (24Kw) INV										
	LEBUS 550m H. 270m Ø12,5					LEBUS 550m H. 180m Ø12,5				
	m/min	0-7	0-34	0-50	0-62	0-88	0-4,5	0-22,6	0-33	0-41
Kg	3000	3000	2000	1500	900	4500	4500	3000	2250	1350
Kw	24	24	24	24	24	24	24	24	24	24

LEBUS 550m H. 135m Ø12,5					
	0-3,5	0-17	0-25	0-31	0-44
	6000	6000	4000	3000	1800
	24	24	24	24	24

* 50 Hp (37Kw) INV										
	LEBUS 715m H. 350m Ø12,5					LEBUS 715m H. 230m Ø12,5				
	m/min	0-10	0-57	0-80	0-102	0-124	0-7	0-38	0-54	0-68
Kg	3000	3000	2000	1500	1000	4500	4500	3000	2250	1500
Kw	37	37	37	37	37	37	37	37	37	37

LEBUS 715m H. 175m Ø12,5					
	0-5	0-28,5	0-40	0-51	0-62
	6000	6000	4000	3000	2000
	37	37	37	37	37

	2 mln. de 2° a 85° 2 minutes from 2° to 85°	
	Kw	22
	r.p.m	0-0,75
	Nm	1 x 85
	m/mln	12-24
	Kw	4 x 3

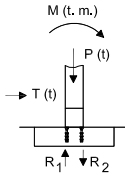
33Hp (24Kw) - INV				400V 50Hz I _{max.} = 109A Fuse= 125A	TOTAL POWER 71 KVA	GENERATOR 115 KVA	100m	150m	200m
2000/14/CEE 2005/88/CEE	2006/95 /CEE			* 480V 60Hz I _{max.} = 91A Fuse =100A			4x35mm ²	4x35mm ²	4x35mm ²

50Hp (37Kw) - INV				400V 50Hz I _{max.} = 147A Fuse= 160A	TOTAL POWER 93 KVA	GENERATOR 153 KVA	100m	150m	200m
2000/14/CEE 2005/88/CEE	2006/95 /CEE			* 480V 60Hz I _{max.} = 122A Fuse =150A			4x50mm ²	4x50mm ²	4x50mm ²

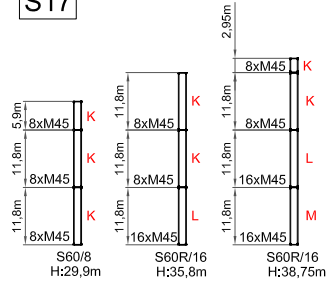
- * Opcional / Optional / Opzionale
- Elevación / Holsting / Heben / Levage / Sollevamento
- Elevación de pluma / Luffing / Ausleger-Einziehen / Relevage / Brandeggio
- Orientación / Slewing / Schwenken / Orientatlon / Rotazzone
- Traslación / Travelling / Schlenenfahren / Translation / Traslazzone
- Cable / Rope / Sell / Câble / Fune

FEM 1005 - C25-D25 / EN 14439 - Mástil - Masts - Maste - Mat - Torre - Комплектация башни

- K = S17 8/8
- L = S17 16/8
- M = S17 16/16
- N = S21-S17 8/8
- O = S21 8/8
- P = S21 16/8
- Q = S21 16/16
- R = S21 16/16
- T = S2322 16/15 M45L
- U = S2326 16/16 M52L
- X = C2322/21
- Z = S2330 16/24 M52L
- ZR = S2330R 24/24 M52L

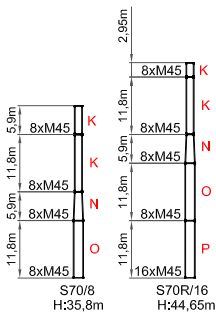


S17



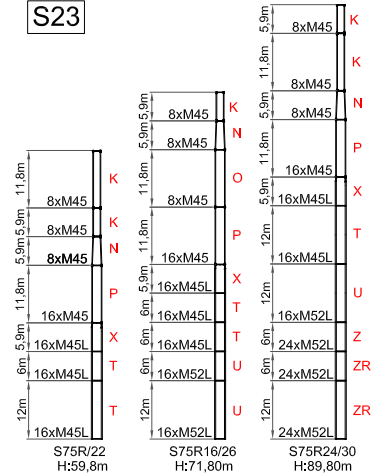
	S60/8 H:29,9m			S60R/16 H:35,8m			S60R/16 H:38,75m												
	TH (m)	M (T-m)	T (t)	P (t)	R ₁ (t)	R ₂ (t)	TH (m)	M (T-m)	T (t)	P (t)	R ₁ (t)	R ₂ (t)							
C25	29,9	367,7	11,01	53,8	159,8	-186,7	35,80	461,5	12,24	56,7	203,3	-231,7	38,75	510,7	12,76	58,22	226,1	-255,2	
	D25	24	378,6	12,72	51	165,7	-191,2	29,90	486,4	14,32	53,90	215,8	-242,7						

S21



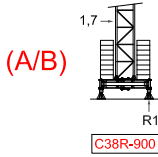
	S70R/8 H:35,8m		S70R/16 H:44,65m										
	TH (m)	M (T-m)	T (t)	P (t)	R ₁ (t)	R ₂ (t)							
C25	35,8	457,8	12,35	56,6	151,8	-180,1	44,65	617,2	14,31	61	208,5	-239	
	D25	29,9	483,9	14,46	53,8	162	-188,9	38,75	670,2	17	58,20	228,4	-257,5

S23



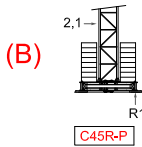
	S75R/22 H:59,8m		S75R/16/26 H:71,80m		S75R/24/30 H:89,80m														
	TH (m)	M (T-m)	T (t)	P (t)	R ₁ (t)	R ₂ (t)													
C25	59,8	950,9	18,87	76,60	308,8	-347,1	71,80	1284,7	22,96	90,15	633,6	-688,2	89,80	1916,2	29,15	109,15	663,6	-688,2	
	D25	50,85	973	21,5	70,20	318	-353,1	62,95	1372,2	27,36	85,95	451,8	-494,8	76	1998,9	34,49	103,55	663,5	-715,3

FEM 1005-C25-D25 / EN 14439 - Bloque lastre de base - Base ballast block - Grundballastblöcke - Bloc de lest de base - Blocco di zavorra alla base - Балласты опорной рамы



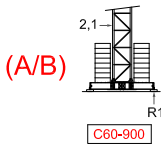
C25	JIB (m)	45 m	40 m	35 m	30 m	25 m
	TH (m)	31,1 m	34,05 m	37 m	39,95 m	42,90 m
	T (t)	11,10 t	11,35 t	11,56 t	11,75 t	11,86 t
	R1 (t)	146 t	151,7 t	154,2 t	157,8 t	157,6 t
	Z (t)	180 t	180 t	180 t	180 t	175 t

D25	JIB (m)	45 m	40 m	35 m	30 m	25 m
	TH (m)	25,20 m	25,2 m	28,15 m	31,1 m	34,05 m
	T (t)	12,85 t	12,39 t	12,69 t	12,95 t	13,12 t
	R1 (t)	150,6 t	136,8 t	139,4 t	143,4 t	143,4 t
	Z (t)	150 t	130 t	130 t	135 t	130 t



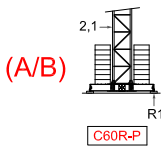
C25	JIB (m)	45 m	40 m	35 m	30 m	25 m
	TH (m)	45,55 m	48,5 m	51,45 m	51,45 m	54,40 m
	T (t)	14,38 t	14,60 t	14,80 t	14,36 t	14,46 t
	R1 (t)	204,4 t	210,8 t	214 t	198 t	198,4 t
	Z (t)	240 t	245 t	245 t	225 t	220 t

D25	JIB (m)	45 m	40 m	35 m	30 m	25 m
	TH (m)	36,70 m	39,65 m	42,6 m	42,6 m	45,55 m
	T (t)	16,29 t	16,59 t	16,85 t	16,3 t	16,45 t
	R1 (t)	199,6 t	206 t	209,5 t	192,5 t	193 t
	Z (t)	195 t	200 t	200 t	185 t	185 t



C25	JIB (m)	45 m	40 m	35 m	30 m	25 m
	TH (m)	36,8 m	39,75 m	42,7 m	45,65 m	48,6 m
	T (t)	12,43 t	12,66 t	12,86 t	13,05 t	13,15 t
	R1 (t)	111,9 t	115,6 t	117,1 t	119,5 t	119,4 t
	Z (t)	120 t	120 t	120 t	120 t	120 t

D25	JIB (m)	45 m	40 m	35 m	30 m	25 m
	TH (m)	30,9 m	33,85 m	36,80 m	36,8 m	39,75 m
	T (t)	14,57 t	14,88 t	15,16 t	14,62 t	14,78 t
	R1 (t)	118,7 t	122,7 t	124,8 t	113,4 t	113,5 t
	Z (t)	100 t	105 t	105 t	90 t	90 t

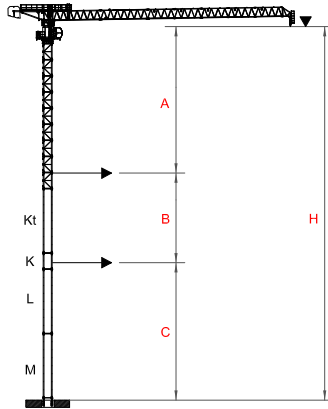


C25	JIB (m)	45 m	40 m	35 m	30 m	25 m
	TH (m)	45,75 m	48,7 m	51,65 m	54,60 m	57,55 m
	T (t)	14,40 t	14,62 t	14,81 t	14,99 t	15,09 t
	R1 (t)	150,2 t	154,5 t	156,6 t	159,5 t	159,7 t
	Z (t)	160 t	160 t	160 t	160 t	160 t

D25	JIB (m)	45 m	40 m	35 m	30 m	25 m
	TH (m)	39,85 m	42,8 m	42,8 m	45,75 m	48,7 m
	T (t)	17,11 t	17,41 t	16,87 t	17,11 t	17,25 t
	R1 (t)	163,6 t	168,4 t	154,5 t	157,7 t	158,1 t
	Z (t)	145 t	145 t	130 t	135 t	135 t

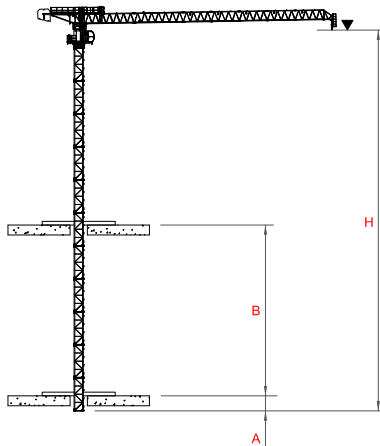
Proceso de trepado - Climbing - Kletterkrane - Telescopable - Sopralzo idraulico - Процесс наращивания крана

C25 - TREPADO EXTERNO / EXTERNAL CLIMBING / GEANKERTER KRAN /
GRUE ANDRÉE / GRU ANCORATA / ВОСХОЖДЕНИЕ ЭКСТЕРНО



MONOBLOCK K/2,95m

C25 - TREPADO INTERNO / BOTTOM CLIMBING CRANE / KLETTERRANE IM GEBÄUDE / TÉLESCOPAGE SUR
DALLES / GRU CLIMBING / ВНУТРЕННИЙ ПРОЦЕСС ТЕЛЕСКОПИРОВАНИЯ



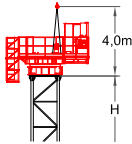
① Consultarnos - Consultatecl - Consult us - Nous consulter - Auf anfrage -
Другие высоты подъема и наращивание крана по запросу

Proceso de montaje - Assembling – Zusammensetzung - Montage- Montaggio - монтаж

1st STEP
OPTION A

TURNABLE
CABIN SUPPORT

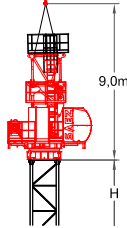
7200 Kg



2nd STEP
OPTION A

TOWER TOP SECTION
JIB SECTION 1

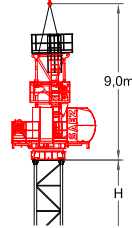
5800 Kg



1st & 2nd STEP
OPTION B

TURNABLE
TOWER TOP SECTION
CABIN SUPPORT
JIB SECTION 1

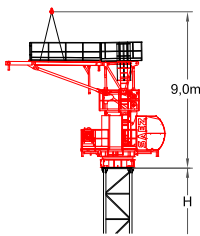
13000 Kg



3rd STEP

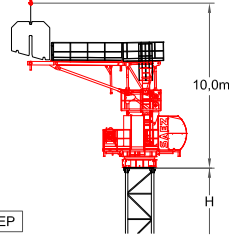
COUNTERJIB

2300 Kg



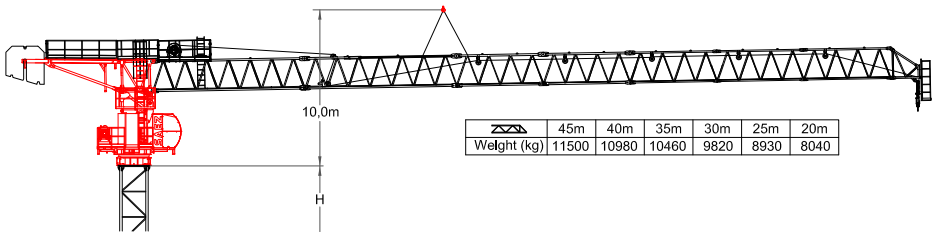
4th STEP

2 x COUNTERJIB BALLAST



5th STEP

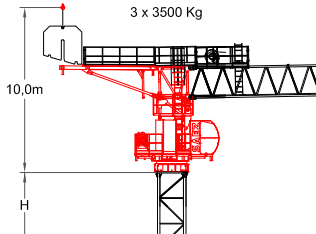
JIB SECTIONS 2, 3, 4, 5, 6, 7 & 8
JIB END
HOISTING UNIT
HOOK



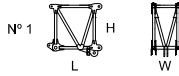
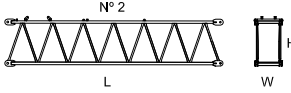
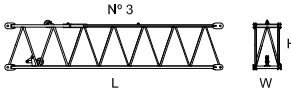
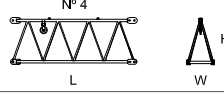
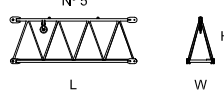
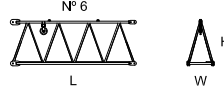
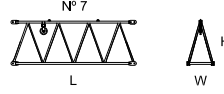
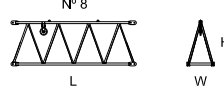
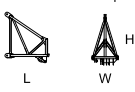
	45m	40m	35m	30m	25m	20m
Weight (kg)	11500	10980	10460	9820	8930	8040

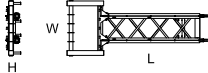
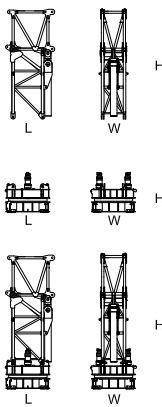
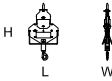
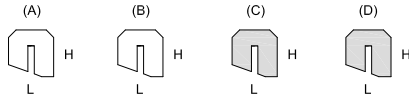
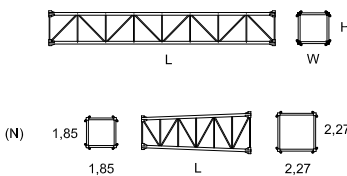
6th STEP

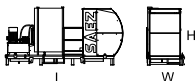
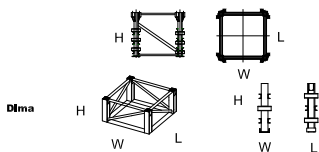
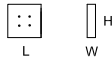
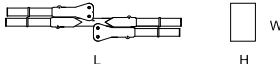
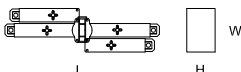
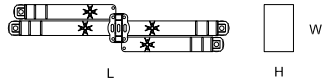
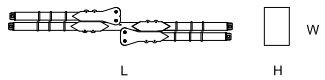
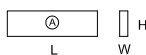
3 x COUNTER JIB BALLAST
3 x 3500 Kg

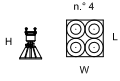


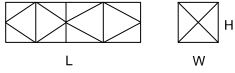
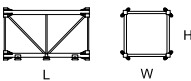



Dimensiones y transporte - dimensions and transport - Abmessungen und Transport - dimensions et des transports - dimensioni e trasporti - Размеры и транспорта

	L(m)	W(m)	H(m)	Peso(Kg)
<p>Pluma tramo primero / Jib heel section / Ausleger-Anlenkstück / Pied de fleche / Settore articolato di braccio / Корневая секция стрелы</p>  <p>N° 1</p>	2,25	1,2	2,21	2100
<p>Elemento intermedio de pluma / Intermediate jib section / Ausleger-Zwischenstück / Élément Interm. de fleche / Spezzone di braccio / Промежуточная секция стрелы</p>  <p>N° 2</p>	8,98	1,2	2,06	3000
<p>Elemento Intermedio de pluma / Intermediate jib section / Ausleger-Zwischenstück / Élément Interm. de fleche / Spezzone di braccio / Промежуточная секция стрелы</p>  <p>N° 3</p>	8,97	1,2	2,00	2100
<p>Elemento Intermedio de pluma / Intermediate jib section / Ausleger-Zwischenstück / Élément interm. de fleche / Spezzone di braccio / Промежуточная секция стрелы</p>  <p>N° 4</p>	5,21	1,1	1,92	890
<p>Elemento Intermedio de pluma / Intermediate jib section / Ausleger-Zwischenstück / Élément interm. de fleche / Spezzone di braccio / Промежуточная секция стрелы</p>  <p>N° 5</p>	5,21	1,1	1,92	885
<p>Elemento Intermedio de pluma / Intermediate jib section / Ausleger-Zwischenstück / Élément Interm. de fleche / Spezzone di braccio / Промежуточная секция стрелы</p>  <p>N° 6</p>	5,18	1,1	1,91	640
<p>Elemento Intermedio de pluma / Intermediate jib section / Ausleger-Zwischenstück / Élément Interm. de fleche / Spezzone di braccio / Промежуточная секция стрелы</p>  <p>N° 7</p>	5,16	1,1	1,85	520
<p>Elemento intermedio de pluma / Intermediate jib section / Ausleger-Zwischenstück / Élément Interm. de fleche / Spezzone di braccio / Промежуточная секция стрелы</p>  <p>N° 8</p>	5,16	1,1	1,85	520
<p>Elemento final de pluma / Intermediate jib section / Ausleger-Zwischenstück / Élément interm. de fleche / Spezzone di braccio / Промежуточная секция стрелы</p> 	1,81	1,1	2,08	510

	L(m)	W(m)	H(m)	Peso(Kg)	
Contrapluma / Counter-jib / Gegenausleger / Contre-fleche / Controbraccio / Консоль противовеса 	5,86	2,28	0,6	2300	
Unidad de rotacion / Complete slewing unit / Drehbühne / Orientation / Rotazione / Оголовок башни 	2,25	1,34	5,10	4600	
	2,04	2,10	1,84	4800	
	2,30	2,10	6,20	9400	
Gancho / Hook / Lasthaken / Crochet / Gancio / Крюк 	0,8	0,30	1,56	350	
Bloque de contrapeso / Counterweight blocks / Gegengewichtsböcke / Bloc de contrepoids / Blocco di contrappeso / Плита противовеса 	A	2,2	0,35	2,2	3500
	B	2,2	0,22	2,2	2200
	C	2,2	0,05	2,2	1600
	D	2,2	0,025	2,2	800
Elemento de torre / Tower section / Turmstück / Élément de mât / Elemento di torre / Башенные секции 	K	11,8	1,85	1,85	4600
	K	5,9	1,85	1,85	2472
	K	3	1,85	1,85	1425
	L	11,8	1,85	1,85	5520
	M	11,8	1,85	1,85	5670
	N	5,9	2,27	2,27	3500
	O	11,8	2,27	2,27	5044
	O	5,9	2,27	2,27	2640
	O	3	2,27	2,27	1545
	P	11,8	2,27	2,27	5700
	X	6	2,27	2,29	4000
	T	6	2,27	2,29	4300
	T	12	2,27	2,29	9000
	U	6	2,31	2,34	5910
	U	12	2,31	2,34	11180
	Z	6	2,61	2,34	7825
	ZR	6	2,31	2,34	7925

	L(m)	W(m)	H(m)	Peso(Kg)
Cabina y soporte / Cabin and platform / Kabine und wartungs / Cabine et support / Cabina e supporto / Кабина с основой 	5,2	1,75	2,40	2400
Elemento de empotre / Foundation anchor / Fundamentanker / Pleds de scellement / E1 anlegare / Анкерные крепления 	S60/8 1,85 S60/R16 1,85 S70/8 2,27 S70R/16 2,27 S75R16/20 0,35 S75R16/22 0,5 S75R16/26 0,5 S75R24/30 0,5 Dima 2,31	1,85 1,85 2,27 2,27 0,35 0,5 0,5 0,5 2,34	1,6 1,6 1,6 1,6 1,6 2,0 2,4 2,4 0,8	956 1108 1122 1274 1200 1400 2100 3600 1650
Bloque apoyo de base / Base support block / Grundballastblöcke / Bloc de appui de base / Blocco di appoggio alla base 	2	0,5	2	5000
Base C38R-900 / base C38R-900 / Hauptträger für fundamentkreuz C38R-900 / Base C38R-900 / Base C38R-900 	5,75	1,47	0,97	5550
Base C45R-P / base C45R-P / Hauptträger für fundamentkreuz C45R-P / Base C45R-P / Base C45R-P 	6,9	1,94	1,14	9000
Base C60R-P / base C60R-P / Hauptträger für fundamentkreuz C60R-P / Base C60R-P / Base C60R-P 	9,01	1,94	1,35	13500
Base C60-900 / base C60-900 / Hauptträger für fundamentkreuz C60-900 / Base C60-900 / Base C60-900 	8,66	1,47	0,96	8625
Bloque lastre de base / Base ballast block / Grundballastblöcke / Bloc de lest de base / Blocco di zavorra alla base / Плиты балласта опорной рамы 	4,5 5,8	0,51 0,4	0,9 1,5	5000 8000

	L(m)	W(m)	H(m)	Peso(Kg)	
Niveladores / Levellers / Spindel pyramide / Niveleurs / Piedi regulabile 	(x4)	1,20	1,20	0,90	250
Traslacion / Travelling bogles / Kranfahren / Traslaton / Traslazone 	(x2)	1,15	1,25	0,45	505
	(x2)	1,15	0,25	0,45	450
Jaula de telescopaje tipo K / Climbing cage type K / Hydraulkbühne K / Cage de telescopage type K / Gabbia di montaggio K / Монтажная обойма K					
Completa / Full / Vollständige/Complete / completa / полный 	K-2.95	7,35	2,1	2,1	6400
Estructura / Steel frame / Struktur/ Construction / Struttura / структура	K-2.95				4890
Hidráulico y accesorios / Hydraulic and accessories / Hydraulik-und Zubehör / hydraulique et accessoires / idrauliche ed accessori / Гидравлические и аксессуары	K-2.95				1510
Tramo trepador Kt / Tower element / Turmstück / Élément de mât / Elemento di torre monolitico 		2,95	1,85	1,85	1475
		5,9	1,85	1,85	2572
		11,8	1,85	1,85	4750
Marco de trepado externo / Tie-frame/ Cadre d'encrage externe / Soplazo con ancoraggio esterno / ВНЕШНЯЯ РАМКА ПРИСТЕЖКИ 		2,31	2,31	0,26	950



40" HC x 6 - HBG 36 m ⓘ



x 6 - HBG 36 m

ⓘ Consultarnos - Consultateci - Consult us - Nous consulter - Auf anfrage -
 Другие высоты подъема и наращивание крана по запросу